

Contents

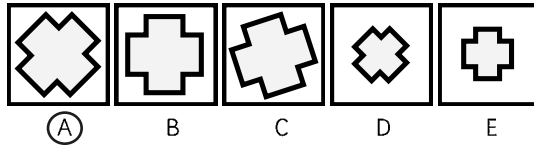

About the CEM test and this book	4
Odd one out	5
Views	9
Grids	13
Rotations.....	18
Reflections.....	22
Hidden shapes	26
Families.....	30
Combined shapes.....	36
Sequences	42
Analogies	46
Cubes.....	50
Answers	53

Grids

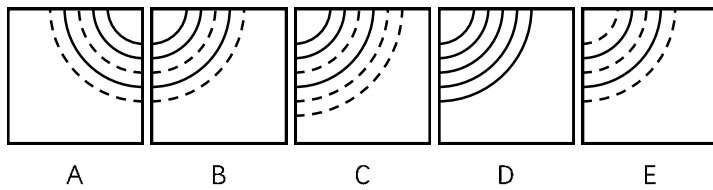
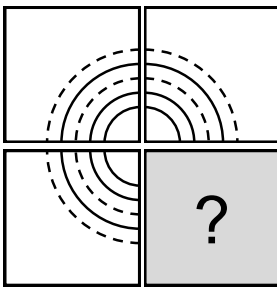
Find the correct shape to complete each matrix. Circle one of the options A to E.

The answer to the example is A as the shape has been rotated 45 degrees clockwise.

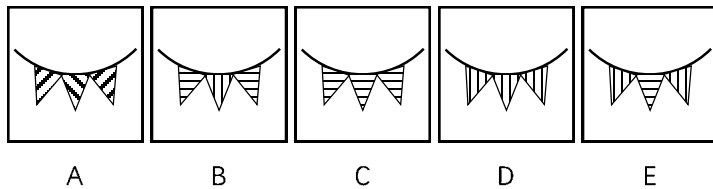

Example



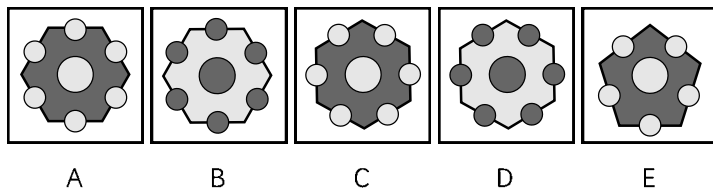

1



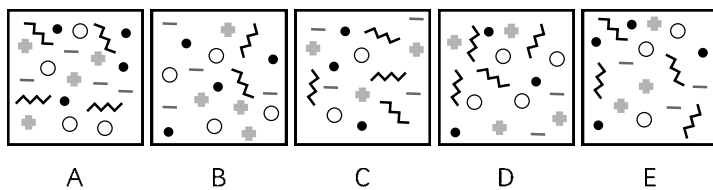

2



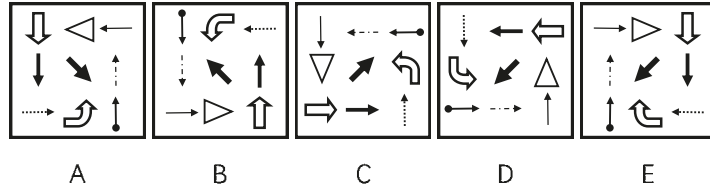
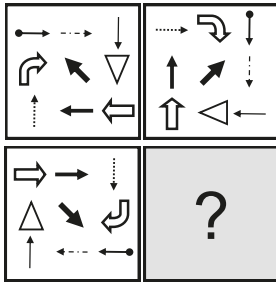
3



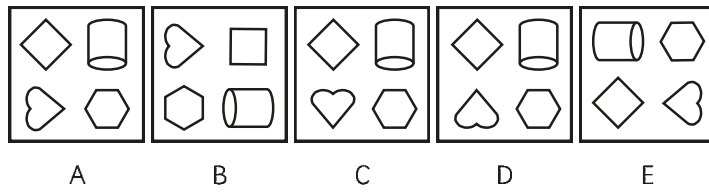

4



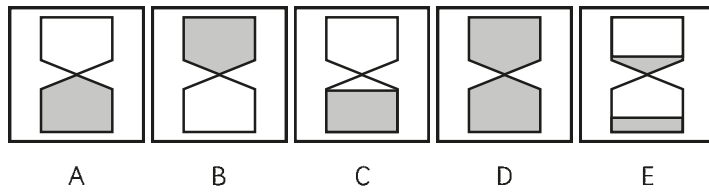
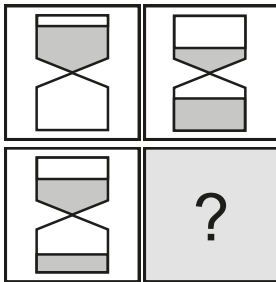
5



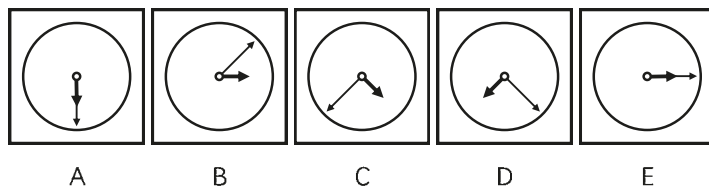
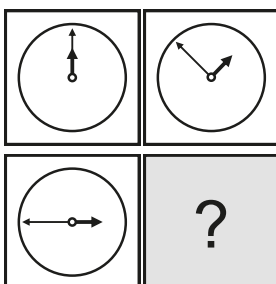
6



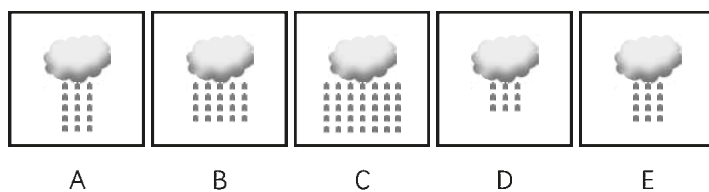

7



8



9

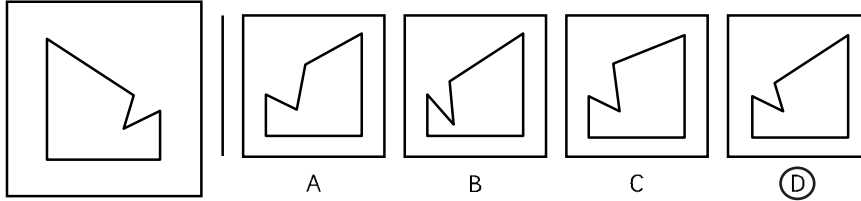


Reflections

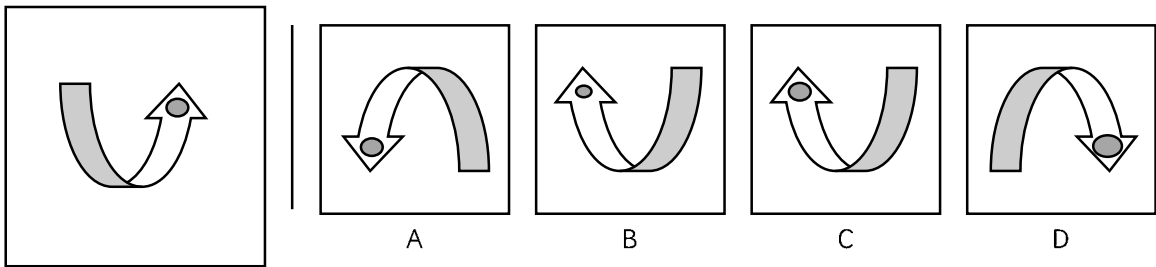
Find the shape that is formed when the shape in the left box is reflected. Circle one of the options A to D.

The answer to the example is D as the shape is a reflection of the shape on the left.

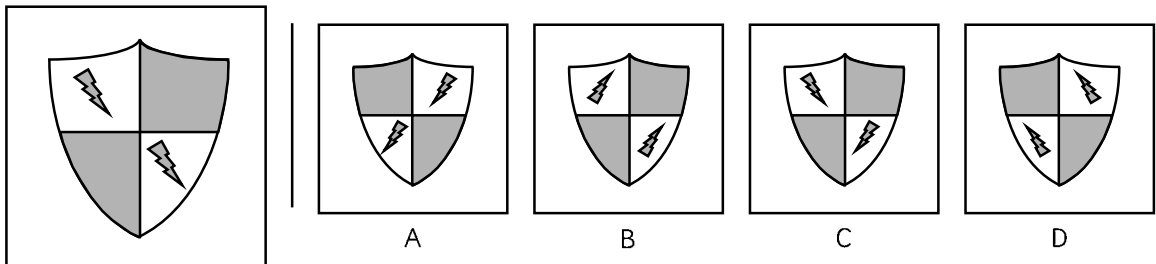
Example



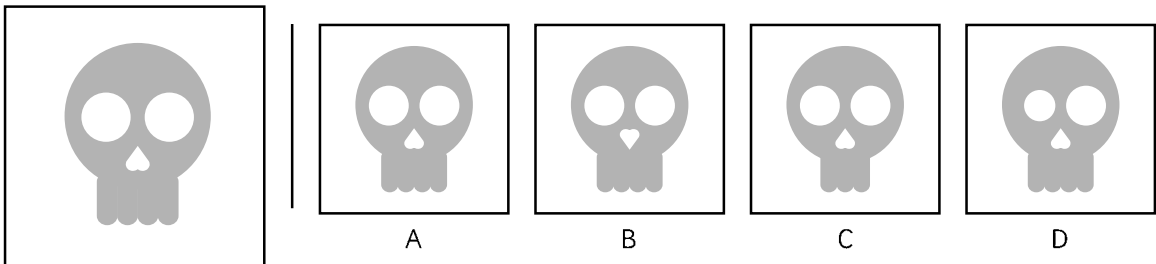
1



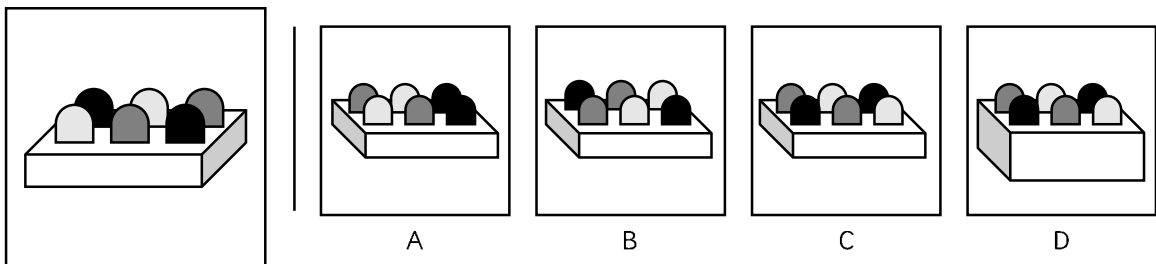
2



3



4

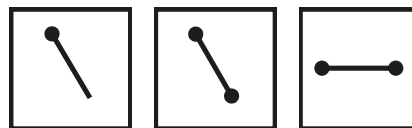
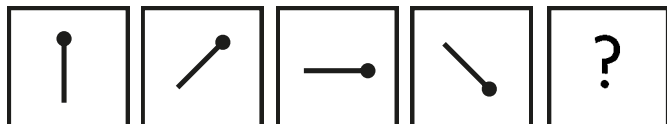


Sequences

Complete the sequence. Circle one of the options A to F.

The answer in the example is D as the shape rotates 45 degrees clockwise each time.

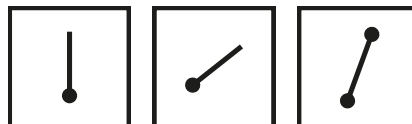
Example



A

B

C

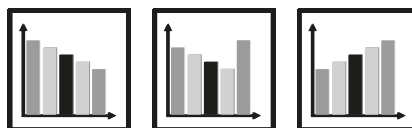
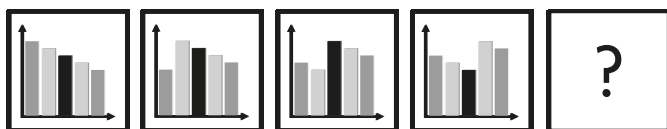


Ⓓ

E

F

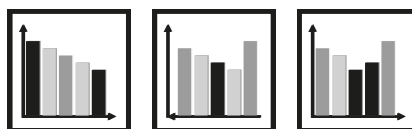
1



A

B

C



D

E

F

2



A

B

C

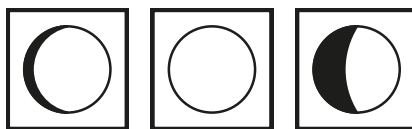



D

E

F

3



A

B

C



D

E

F

Answers

Extended answers with useful explanations are available online at www.scholastic.co.uk/pass-your-11-plus/extras or via the QR code opposite.



Odd one out pp.5–8

1	D
2	D
3	A
4	E
5	A
6	E
7	C
8	D
9	E
10	B
11	E
12	B
13	B
14	C
15	A
16	E
17	C
18	B
19	D
20	E
21	D
22	A

Views pp.9–12

1	B
2	C
3	A
4	B
5	A
6	C
7	D
8	D
9	A
10	D
11	D
12	A
13	B
14	C
15	C
16	D
17	A
18	B
19	B
20	D
21	C
22	C

Grids pp.13–17

1	B
2	B
3	D
4	A
5	E
6	D
7	C
8	C
9	E
10	A
11	A
12	B
13	C
14	E
15	B
16	C
17	C
18	D
19	D
20	E
21	A
22	E
23	A
24	B

Rotations pp.18–21

1	D
2	A
3	A
4	B
5	D
6	B
7	C
8	B
9	C
10	D
11	A
12	D
13	D
14	A
15	C
16	B
17	A
18	B
19	B
20	C
21	C
22	D

Reflections pp.22–25

1	C
2	A
3	A
4	C
5	B
6	D
7	D
8	B
9	A
10	B
11	A
12	C
13	C
14	A
15	B
16	D
17	D
18	C
19	B
20	D
21	D
22	A