



# The Resource Pack



## Look inside for:

- Lesson activities
- Resources to support literacy
- €35 competition prize vouchers
- Last copy bookmarks
- Wishlists
- Advertising
- Letters for parents and volunteers
- Posters and arrows



# Celebrate Reading with the Scholastic Book Fairs **FREE RESOURCE PACK**



It's time to get ready to make your Book Fair the **literacy event of the year!** This quick and easy resource pack is the perfect way not only to **get your class excited about the Book Fair**, but also to encourage those much-desired independent reading skills – all in six glorious hours, **packed full of fun** and mischief (the good, creative kind). So, get your class in the reading spirit and get prepared to celebrate!

Oh - and don't forget to send us **some snaps** of your class's progress – your photos might make it onto our Facebook (**Scholastic Ireland**) or Twitter (**@ScholasticIre**) page. Say cheese!

Happy reading,

**The Scholastic Team**

## Contents

Pre-event activities .....	Pages 2-15
Wishlists .....	Page 4
Post-event activities .....	Pages 16-17
Letter for parents .....	Page 18
Letter for volunteers .....	Page 19
Posters .....	Page 20
Arrows .....	Page 21
€35 competition prize vouchers .....	Page 22
Last copy bookmarks .....	Page 23

# PRE-EVENT ACTIVITIES

## Activity 1: The invitations have arrived!

Find the invitations in your Book Fair Kit.

**Objective:** To analyse and create book covers

**Outcomes:** Book covers created by each student in the class – perfect for next term’s display!

**Resources:**

Scholastic Book Fair invitations, to be found in your Book Fair Kit\*



\*Please be aware that if you are running a non-standard Book Fair you will not receive the shown invitation. The complete range of books can be found on our website at [www.bookfairs.scholastic.ie](http://www.bookfairs.scholastic.ie).

### Task 1:

Ask children to flick through the invitation. Starting on the Welcome to Reading page, ask children to decide on their favourite cover and to give reasons for their choice. They should replicate the cover in the space provided on the invitation or on a clean sheet of paper.



### Task 2:

Move on to the Read Alone page. Children should answer the following questions:


- Which cover uses the best colours?
- Which cover uses the boldest images?
- Which cover has the catchiest title?

### Task 3:

Move on to the Read On page. Now it's time for children to create their own eye-catching covers using the success criteria that they have gathered in the previous task. Pens, pencils, glue, glitter – let's get messy!



# MY FRONT COVER:



## PHOTO SNAP!\*

**How are students getting on with the activities? Share your photos online for the chance to win €100 of books for your school library! Just tag us on Facebook at Scholastic Ireland, on Twitter @ScholasticIre or on Instagram at Scholastic\_UK**

\*Please ensure you have all necessary permissions before sharing photographs.  
Go to [www.bookfairs.scholastic.ie/sharetowin](http://www.bookfairs.scholastic.ie/sharetowin) for more details.



# WISHLIST: FILL UP YOUR BOOK FAVOURITES



**NAME** \_\_\_\_\_ **CLASS** \_\_\_\_\_

**MY FAVOURITE BOOK IS** \_\_\_\_\_

**I LIKE IT BECAUSE** \_\_\_\_\_

**OTHER BOOKS THAT I LIKE ARE** \_\_\_\_\_

Dear Parents: There's no obligation to buy the books listed here but any purchases you do make will help to earn free books and resources for our school.  
If you can't make it to our Book Fair, try our discounted Gift Vouchers available at [www.bookfairs.scholastic.ie/parents](http://www.bookfairs.scholastic.ie/parents).



# WISHLIST: FILL UP YOUR BOOK FAVOURITES



**NAME** \_\_\_\_\_ **CLASS** \_\_\_\_\_

**MY FAVOURITE BOOK IS** \_\_\_\_\_

**I LIKE IT BECAUSE** \_\_\_\_\_

**OTHER BOOKS THAT I LIKE ARE** \_\_\_\_\_

Dear Parents: There's no obligation to buy the books listed here but any purchases you do make will help to earn free books and resources for our school.  
If you can't make it to our Book Fair, try our discounted Gift Vouchers available at [www.bookfairs.scholastic.ie/parents](http://www.bookfairs.scholastic.ie/parents).



# WISHLIST: FILL UP YOUR BOOK FAVOURITES



**NAME** \_\_\_\_\_ **CLASS** \_\_\_\_\_

**MY FAVOURITE BOOK IS** \_\_\_\_\_

**I LIKE IT BECAUSE** \_\_\_\_\_

**OTHER BOOKS THAT I LIKE ARE** \_\_\_\_\_

Dear Parents: There's no obligation to buy the books listed here but any purchases you do make will help to earn free books and resources for our school.  
If you can't make it to our Book Fair, try our discounted Gift Vouchers available at [www.bookfairs.scholastic.ie/parents](http://www.bookfairs.scholastic.ie/parents).



# WISHLIST: FILL UP YOUR BOOK FAVOURITES



**NAME** \_\_\_\_\_ **CLASS** \_\_\_\_\_


**MY FAVOURITE BOOK IS** \_\_\_\_\_

**I LIKE IT BECAUSE** \_\_\_\_\_

**OTHER BOOKS THAT I LIKE ARE** \_\_\_\_\_

Dear Parents: There's no obligation to buy the books listed here but any purchases you do make will help to earn free books and resources for our school.  
If you can't make it to our Book Fair, try our discounted Gift Vouchers available at [www.bookfairs.scholastic.ie/parents](http://www.bookfairs.scholastic.ie/parents).

## Activity 2: Balloon debate



**Objective:** To use persuasive language in a balloon debate

**Outcomes:** A list of reasons with which to construct an argument;  
balloon debate in groups

**Resources:** Scholastic Book Fair invitations, to be found in your  
Book Fair Kit

*BALLOON DEBATING: Each class member is in an imaginary hot air balloon. The balloon is losing height rapidly because it is overweight; therefore we need to get rid of some of the passengers! Children have to come up with persuasive arguments for why their chosen cover is the best in the invitation. The top arguer stays in the balloon until the very end and wins the balloon debate!*

Recap question: What techniques can authors and illustrators use to make their covers effective?

### Task 1:

What other qualities do good books have? Ask children to make a list in pairs or groups. Possible answers: a good storyline; funny characters; interesting setting; famous authors.

### Task 2:

Allocate each member of your class with one book from the invitation. Each member of the class must have a different book. Give children five minutes to think of as many reasons as possible for why it is the best book in the invitation. For younger age groups, encourage children to choose their own book based on their own reasons. Can they make a list of their reasons?

### Task 3:

In groups, children need to complete a balloon debate. Each group member takes turn arguing why his or her book is the best in the invitation. The student who has the most reasons and who is the most persuasive can keep his/her ticket and stay in the balloon. Each group should have one Judge who oversees the debate and chooses the winner. Every student can take turns as the Judge.

**Can you keep hold of your  
balloon ticket?!**



**BEST BOOK ON THE INVITATION**


REASON ONE .....

REASON TWO .....

REASON THREE .....

REASON FOUR .....

PERSUASIVE TECHNIQUE .....



**BEST BOOK ON THE INVITATION**

REASON ONE .....

REASON TWO .....

REASON THREE .....

REASON FOUR .....

PERSUASIVE TECHNIQUE .....



**BEST BOOK ON THE INVITATION**


REASON ONE .....

REASON TWO .....

REASON THREE .....

REASON FOUR .....

PERSUASIVE TECHNIQUE .....



**BEST BOOK ON THE INVITATION**

REASON ONE .....

REASON TWO .....

REASON THREE .....

REASON FOUR .....

PERSUASIVE TECHNIQUE .....







## Activity 3: Researching the authors

### Objective:

To use social media, websites and books to research books and authors

### Outcomes:

An informed presentation on an author (speaking, listening and drama);  
completed author “profiles”

### Resources:

Scholastic Book Fair invitations, to be found in your Book Fair Kit.

### Lead-in questions:

What are your favourite books? Who is your favourite author? Which author interests you on the Book Fair invitation?

### Task 1:

Split the class into groups and give each group a different author to research (direct students to the library or to the IT room if necessary).

### Task 2:

Students must organise a presentation based on their findings. They need to present facts and information about their authors to their classmates.

### Task 3:

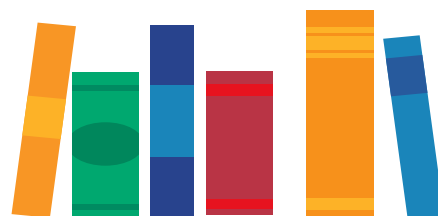
Encourage students to listen to their classmates and make notes so that they can choose the author that interests them the most and create an “author profile”.



### PHOTO SNAP!\*

How are students getting on with the activities? Share your photos online for the chance to win €100 of books for your school library! Just tag us on Facebook at Scholastic Ireland, on Twitter @ScholasticIre or on Instagram at Scholastic\_UK

\*Please ensure you have all necessary permissions before sharing photographs. Go to [www.bookfairs.scholastic.ie/sharetowin](http://www.bookfairs.scholastic.ie/sharetowin) for more details.




# AUTHOR PROFILE

<b>AUTHOR'S NAME</b> -----	<b>AWARDS</b> -----
<b>AGE</b> -----	<b>BOOKS</b> -----
<b>PLACE OF BIRTH</b> -----	<b>FILMS</b> -----
<b>FAMILY</b> -----	
<b>INTERESTS</b> -----	

# AUTHOR PROFILE

<b>AUTHOR'S NAME</b> -----	<b>AWARDS</b> -----
<b>AGE</b> -----	<b>BOOKS</b> -----
<b>PLACE OF BIRTH</b> -----	<b>FILMS</b> -----
<b>FAMILY</b> -----	
<b>INTERESTS</b> -----	



## Activity 4: Celebrations

**Objective:** To identify customs and traditions of national celebrations

**Outcomes:** A list of customs/traditions for a national celebration; drama piece as a local committee prioritising ideas

**Resources:** Photographs from national celebrations (Christmas across the world, Diwali, Bonfire night, the World Cup, the Commonwealth Games etc.); video of national celebration

### Lead-in question:

Your Book Fair is a celebration of reading. Why do you think reading is important?

### Lead-in brainstorm:

Can you think of a recent celebration in the world? What have we celebrated in Ireland in 2018?


### Task 1:

Show a video of celebrations around the world. What traditions do different cultures have? Possible answers: street parties; posters, flags, bunting; fancy dress; food and drink; fireworks; music; dancing; lots of people; mascots; games.

### Task 2:

Your Book Fair is a celebration of reading. In groups, prioritise the ideas from most important to least important for this type of celebration. For younger age groups, ask children which of the following things they enjoy the most and why.

<b>STREET PARTIES</b> -----	<b>MUSIC</b> -----
<b>POSTERS, FLAGS, BUNTING</b> -----	<b>DANCING</b> -----
<b>FANCY DRESS</b> -----	<b>LOTS OF PEOPLE</b> -----
<b>FOOD AND DRINK</b> -----	<b>MASCOTS</b> -----
<b>FIREWORKS</b> -----	<b>GAMES</b> -----





# Activity 5: Advertising the Book Fair

**Objective:** To understand and analyse how posters appeal to their target audience

**Outcomes:** Annotated posters; newly created posters

**Resources:** A collection of posters or marketing material from the coverage of a national celebration. Posters in the Book Fair Kit may be used.

## Task 1:

Split the class into groups of four or five. Each group is given a poster to annotate and analyse. The following prompt questions might be useful:

1. Who do you think the poster is aimed at? Who is the target audience?
2. Which eye-catching words helped you to identify the target audience?
3. What is the headline? How is it presented?
4. Are there any photographs or pictures that stand out?
5. Can you see any examples of alliteration?
6. Can you see any examples of where the poster tries to persuade the reader?

For younger age groups, simplify these questions. Examples might include: which colours stand out?; which pictures do you like?; how many pictures can you see?; how many colours can you see?

## Task 2:

Each group needs to present annotations to the rest of the class.

## Task 3:

The Book Fair is an opportunity to celebrate reading. Using the ideas from the previous activities, children create a new poster for the Book Fair in their groups.

### Extension task:

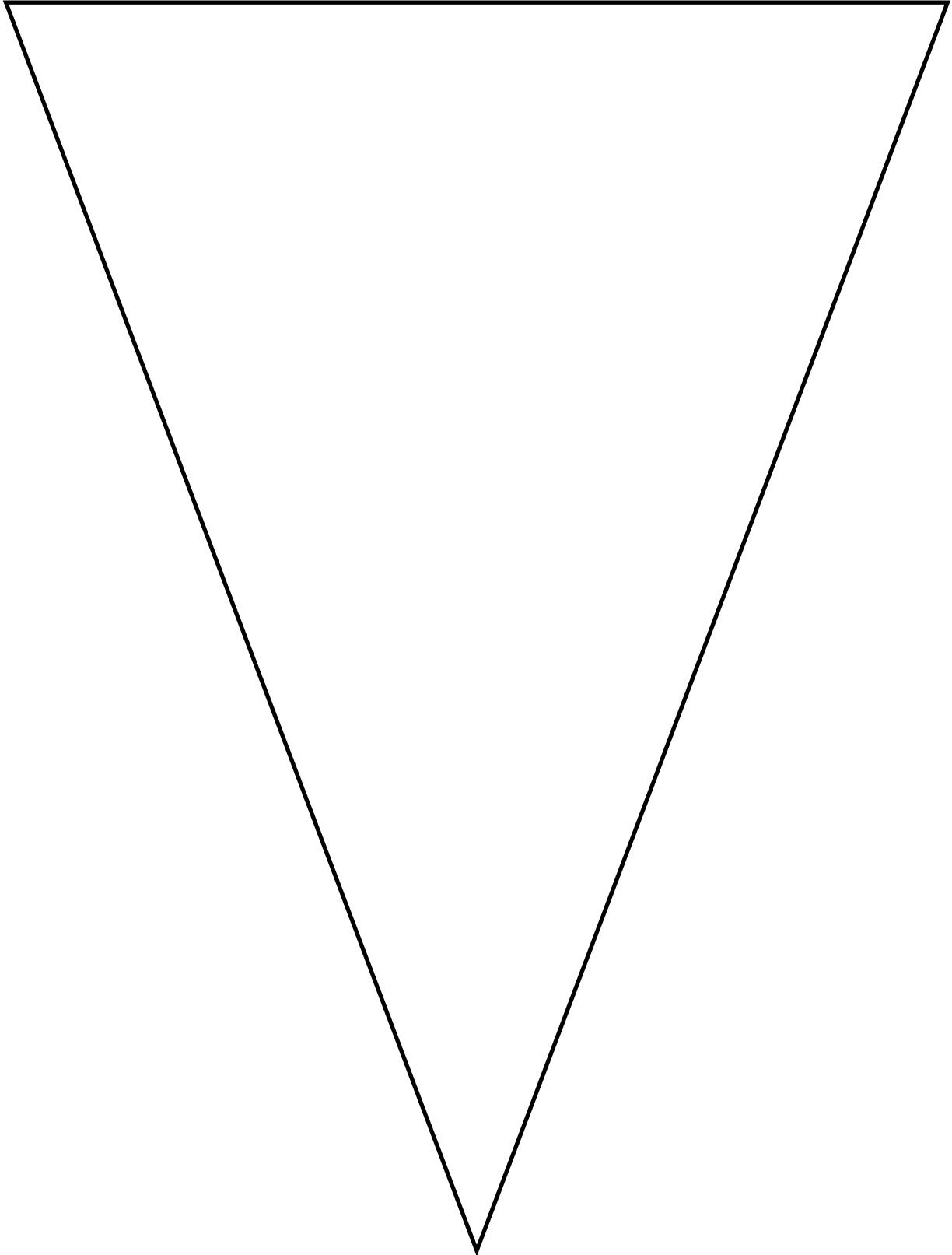
When all posters are complete, show the class the posters that have been included in your Book Fair Kit.

1. How do their posters compare?
2. Which do they prefer?
3. Where are the best places to put them around the school building?



## **ALTERNATIVE TASK:**

Younger age groups might prefer to design their own bunting, which can then be strung together around the school building. Use the photocopyable template below to get them started!



## Activity 6: Creating Invitations

### Objective:

To create personalised invitations to the Book Fair

### Outcomes:

Newly created invitations

### Resources:

Examples of invitations to weddings, parties, conventions etc.

### Lead-in question:

When have you received an invitation? Make a list of events that require invitations (examples include weddings, parties, conventions etc.).

### Task 1:

Split the class into groups of four or five. Each group is given an invitation to annotate and analyse. Can they find the crucial elements of the invitation?

1. Venue
2. Map
3. Time
4. Date
5. Reason for celebration
6. Things that must be brought to the event

### Task 2:

Each group is given a different target audience. Working together, they need to brainstorm how they can grab the attention of their target audience and create their invitations.

Possible target audiences:

- Parents
- Teachers
- Other children
- Journalists
- Politicians

### Task 3:

Each class member should use their ideas from the previous activities to create their own invitations.









### PHOTO SNAP!\*




**How are students getting on with the activities? Share your photos online for the chance to win €100 of books for your school library! Just tag us on Facebook at Scholastic Ireland, on Twitter @ScholasticIre or on Instagram at Scholastic\_UK**

\*Please ensure you have all necessary permissions before sharing photographs.  
Go to [www.bookfairs.scholastic.ie/sharetowin](http://www.bookfairs.scholastic.ie/sharetowin) for more details.

Now, send out your invitations and make your Book Fair the most popular event of the year!

 <b>INVITATION</b>	<b>MAP</b> 
<b>EVENT</b> _____	
<b>TIME</b> _____	
<b>DATE</b> _____	
<b>VENUE</b> _____	
<b>SIGNATURE</b> _____	

 <b>INVITATION</b>	<b>MAP</b> 
<b>EVENT</b> _____	
<b>TIME</b> _____	
<b>DATE</b> _____	
<b>VENUE</b> _____	
<b>SIGNATURE</b> _____	

 <b>INVITATION</b>	<b>MAP</b> 
<b>EVENT</b> _____	
<b>TIME</b> _____	
<b>DATE</b> _____	
<b>VENUE</b> _____	
<b>SIGNATURE</b> _____	



# TEACHERS AND CHILDREN, CONGRATULATIONS!

## YOU'VE COMPLETED ALL OF THE PRE-EVENT ACTIVITIES! NOW, IT'S TIME FOR YOUR BOOK FAIR!

### Post-event questions and suggestions for further activities

You've had the Book Fair and you've completed the pre-event activities, but the fun doesn't have to end here! There are lots of ways to keep that reading spirit alive in the classroom and to keep children talking about books and reading. First off, let's start by asking students to reflect on what they've done.

#### Questions:

1. Why is it important to celebrate reading?
2. What are the features of a celebration?
3. What went well during your Book Fair? Was it a good celebration? List three ways in which it went well.
4. What could've been improved about your Book Fair? List three ways in which it could've been better.

#### Suggestions for further activities:

1. Now that your class has created so many book covers, author profiles, posters and invitations, why not get them busy organising a classroom display?
2. If you're stuck for creative writing exercises, get students to predict the themes of their new book based on the cover and title - can they write the first chapter or create a short drama of the plot?
3. Get in the mood for the next Book Fair by beginning a reading campaign to get other students across your school involved. Put photos up in the school library, or snap students and teachers reading different books around the school building.
4. To kick-start the campaign, ask your class to declare which book they'll be reading next, whether it's from the Book Fair range or not. Ask children to complete and wear the badges provided here - just to make sure that reading fever keeps spreading...

**NAME:**   
-----  
**BOOK I'LL READ NEXT:**  
-----  
-----

**NAME:**   
-----  
**BOOK I'LL READ NEXT:**  
-----  
-----

**NAME:**   
-----  
**BOOK I'LL READ NEXT:**  
-----  
-----

**NAME:**   
-----  
**BOOK I'LL READ NEXT:**  
-----  
-----

**NAME:**   
-----  
**BOOK I'LL READ NEXT:**  
-----  
-----

**NAME:**   
-----  
**BOOK I'LL READ NEXT:**  
-----  
-----

**NAME:**   
-----  
**BOOK I'LL READ NEXT:**  
-----  
-----

**NAME:**   
-----  
**BOOK I'LL READ NEXT:**  
-----  
-----



Dear parents, grandparents and guardians,

***Celebrate reading at our Book Fair!***

The *Book Fair* will be arriving in school soon, with hundreds of new children's books to browse and buy.

**Come and join us!**

**WHEN:** \_\_\_\_\_

**WHERE:** \_\_\_\_\_

\_\_\_\_\_

There are **over 200 titles** for you and your child to choose from, and with prices starting from **only €3.70**, there's sure to be a book for everyone.

If you can't make it to our Book Fair, try our **discounted Gift Vouchers** available at **[www.bookfairs.scholastic.ie/parents](http://www.bookfairs.scholastic.ie/parents)**. They're a great way to ensure your child doesn't miss out.

Don't forget that every book you buy can help to get **FREE BOOKS** for our school library!

Kind regards,

Book Fair Organiser



Dear parents, grandparents and guardians,

## ***Our school needs you!***

The Scholastic Book Fair is coming soon and we need volunteers to help with advertising, setting up and running it.

Our school can earn **FREE BOOKS** for every book sold at the Fair so this is a great opportunity to stock up our classrooms with brand new resources.

If you can spare some time to help our school, please let me know.

You can find out more about Scholastic Book Fairs at **[www.bookfairs.scholastic.ie](http://www.bookfairs.scholastic.ie)**.

Kind regards,



Book Fair Organiser

SCHOLASTIC


Come to our

# Book Fair

and earn **FREE BOOKS** for our school!\*



The best **NEW** books at pocket-money prices!



WIN AN IPAD, A HUGE BOOK BUNDLE AND MORE!

Visit [www.bookfairs.scholastic.co.uk/happymonkey](http://www.bookfairs.scholastic.co.uk/happymonkey) or [www.bookfairs.scholastic.ie/happymonkey](http://www.bookfairs.scholastic.ie/happymonkey) to enter

 SCHOLASTIC

# Book Fair THIS WAY!

The best  
**NEW** books at  
pocket-money  
prices!



Hundreds of the best books to choose from!

 SCHOLASTIC

# Book Fair THIS WAY!

The best  
**NEW** books at  
pocket-money  
prices!



Hundreds of the best books to choose from!

# CLAIM €35 WORTH OF FREE BOOKS FOR COMPETITION PRIZES!

Build a buzz about your Scholastic Book Fair by running a competition involving the whole school. It will fire up your pupils' imaginations and you can claim €35 worth of free books from the Fair to use as prizes!

- 1 SELECT** a competition and run it the week before your Fair arrives
- 2 COLLECT** competition entries from each class and create a display at your Fair for pupils and parents to see
- 3 CHOOSE** the winners and award the €35 worth of vouchers as prizes, which can be found below
- 4 RETURN** the completed voucher slip and any used prize vouchers to us in the pre-paid envelope provided along with any credit/debit card slips

## €35 VOUCHER SLIP

BOOK FAIR ORGANISER NAME: \_\_\_\_\_

BOOK FAIR DELIVERY DATE: \_\_\_\_\_

SCHOOL NAME: \_\_\_\_\_

TELL US WHICH COMPETITION YOU RAN: \_\_\_\_\_

Terms and conditions: 1. Vouchers only valid if a competition is run before or during your Scholastic Book Fair. 2. Each voucher valid for one transaction from your Fair only. 3. Defaced or photocopied vouchers not accepted. 4. No change given for items less than full value. 5. Maximum of five vouchers to be redeemed per Fair. 6. Please complete and return this slip along with any used prize vouchers in the pre-paid envelope provided.

**SCHOLASTIC**

# €7.00

## €7 PRIZE VOUCHER

Terms and conditions: 1. Valid for one transaction from your Scholastic Book Fair only. 2. Defaced or photocopied vouchers not accepted. 3. No change given for items less than full value.

**SCHOLASTIC**

# €7.00

## €7 PRIZE VOUCHER

Terms and conditions: 1. Valid for one transaction from your Scholastic Book Fair only. 2. Defaced or photocopied vouchers not accepted. 3. No change given for items less than full value.

**SCHOLASTIC**

# €7.00

## €7 PRIZE VOUCHER

Terms and conditions: 1. Valid for one transaction from your Scholastic Book Fair only. 2. Defaced or photocopied vouchers not accepted. 3. No change given for items less than full value.

**SCHOLASTIC**

# €7.00

## €7 PRIZE VOUCHER

Terms and conditions: 1. Valid for one transaction from your Scholastic Book Fair only. 2. Defaced or photocopied vouchers not accepted. 3. No change given for items less than full value.

**SCHOLASTIC**

# €7.00

## €7 PRIZE VOUCHER

Terms and conditions: 1. Valid for one transaction from your Scholastic Book Fair only. 2. Defaced or photocopied vouchers not accepted. 3. No change given for items less than full value.

**THIS IS THE  
LAST COPY!**

Please take this  
bookmark to the cash  
desk to order this  
item.

Customer Name:

Title of book:

Author of book:

ISBN:

Price:

Paid?

Attention Book Fair Organiser:

Place a bookmark in the last copy of  
fast-selling or advertised books ONLY,  
not in all books. Don't staple, stick or  
attach to a book; just place loosely inside.

For guidance on which books to choose,  
call us on **1800 272 321**.

**THIS IS THE  
LAST COPY!**

Please take this  
bookmark to the cash  
desk to order this  
item.

Customer Name:

Title of book:

Author of book:

ISBN:

Price:

Paid?

Attention Book Fair Organiser:

Place a bookmark in the last copy of  
fast-selling or advertised books ONLY,  
not in all books. Don't staple, stick or  
attach to a book; just place loosely inside.

For guidance on which books to choose,  
call us on **1800 272 321**.

**THIS IS THE  
LAST COPY!**

Please take this  
bookmark to the cash  
desk to order this  
item.

Customer Name:

Title of book:

Author of book:

ISBN:

Price:

Paid?

Attention Book Fair Organiser:

Place a bookmark in the last copy of  
fast-selling or advertised books ONLY,  
not in all books. Don't staple, stick or  
attach to a book; just place loosely inside.

For guidance on which books to choose,  
call us on **1800 272 321**.

**THIS IS THE  
LAST COPY!**

Please take this  
bookmark to the cash  
desk to order this  
item.

Customer Name:

Title of book:

Author of book:

ISBN:

Price:

Paid?

Attention Book Fair Organiser:

Place a bookmark in the last copy of  
fast-selling or advertised books ONLY,  
not in all books. Don't staple, stick or  
attach to a book; just place loosely inside.

For guidance on which books to choose,  
call us on **1800 272 321**.

**THIS IS THE  
LAST COPY!**

Please take this  
bookmark to the cash  
desk to order this  
item.

Customer Name:

Title of book:

Author of book:

ISBN:

Price:

Paid?

Attention Book Fair Organiser:

Place a bookmark in the last copy of  
fast-selling or advertised books ONLY,  
not in all books. Don't staple, stick or  
attach to a book; just place loosely inside.

For guidance on which books to choose,  
call us on **1800 272 321**.