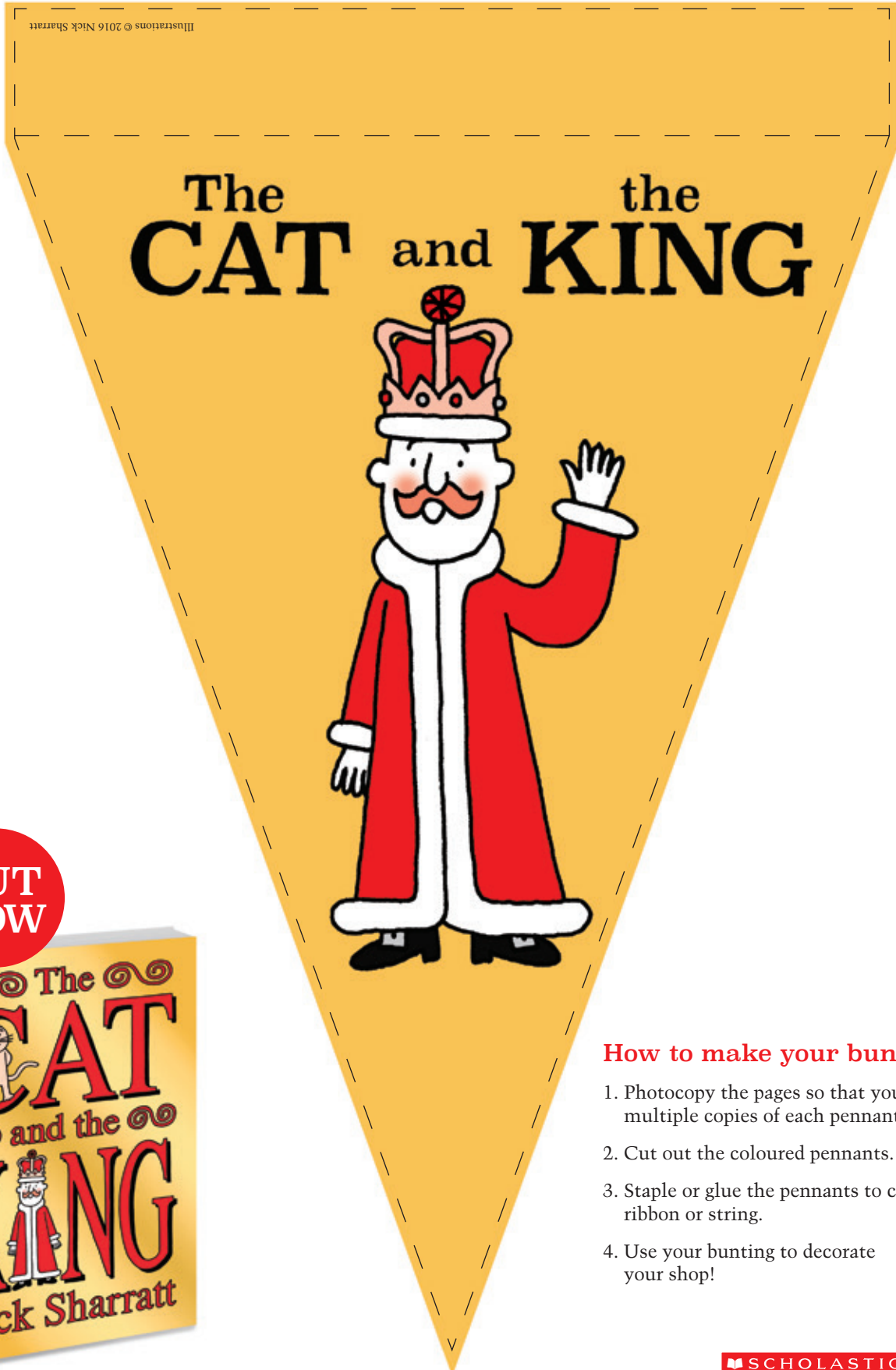





Bunting!

Create your own royal bunting to decorate your shop for your royal tea party!
It's simple – just use the designs and guidelines below



OUT
NOW



How to make your bunting:

1. Photocopy the pages so that you have multiple copies of each pennant design.
2. Cut out the coloured pennants.
3. Staple or glue the pennants to coloured ribbon or string.
4. Use your bunting to decorate your shop!

SCHOLASTIC






Illustrations © 2016 Nick Sharratt

The CAT and the KING



OUT
NOW



Why not ask children to
create their own
"The Cat and the King"
bunting by tracing the
outline of these pennants
and drawing their
own design?

 SCHOLASTIC

ALISON
GREEN
BOOKS 

Illustrations © 2016 Nick Sharratt