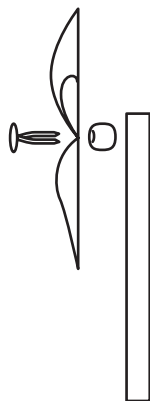




# Windmill



1. Measure 9cm along each diagonal line, from each corner and make a mark.
2. Cut out the square. Cut along each diagonal up to the mark.
3. Fold each corner marked o into the centre and glue it down.
4. Cut a strip of cardboard 24cm x 1.5cm.
5. Push a paper fastener through the sail, a bead and then the cardboard. Open it behind the cardboard to hold the sail in place.